

TOGO

Designer

Michel Ducaroy



PRODUCTS

FIRESIDE CHAIR



Dimensions

Height 700 mm
Width 870 mm
Depth 1,020 mm
Seat height 380 mm
Weight 11 kg
Seats 1 place

SMALL SETTEE



Dimensions

Height 700 mm
Width 1,310 mm
Depth 1,020 mm
Seat height 380 mm
Weight 15 kg
Seats 2 places

LARGE SETTEE WITHOUT ARMS



Dimensions

Height 700 mm
Width 1,740 mm
Depth 1,020 mm
Seat height 380 mm
Weight 21 kg
Seats 3 places

CORNER SEAT



Dimensions

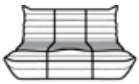
Height 700 mm
Width 1,020 mm
Depth 1,020 mm
Seat height 380 mm
Weight 15 kg
Seats 2 places

More information on
www.ligne-roset.com

ligne roset[®]
depuis 1860

© Ligne Roset 2026

LOUNGE SETTEE



Dimensions

Height 700 mm
Width 1,310 mm
Depth 1,620 mm
Seat height 380 mm
Weight 23 kg
Seats 2 places

MEDIUM SETTEE



Dimensions

Height 700 mm
Width 1,980 mm
Depth 1,020 mm
Seat height 380 mm
Weight 30 kg
Seats 3 places

FOOTSTOOL



Dimensions

Width 870 mm
Depth 800 mm
Seat height 380 mm
Weight 6 kg
Seats 1 place

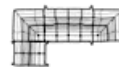
COMPOSITION A



Dimensions

Height 700 mm
Width 2,760 mm
Depth 2,760 mm
Seat height 380 mm

COMPOSITION C



Dimensions

Height 700 mm
Width 3,780 mm
Depth 1,890 mm
Seat height 380 mm

COMPOSITION D



Dimensions

Height 700 mm
Width 3,780 mm
Depth 1,020 mm
Seat height 380 mm

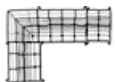
COMPOSITION E



Dimensions

Height 700 mm
Width 2,760 mm
Depth 2,330 mm
Seat height 380 mm

COMPOSITION F



Dimensions

Height 700 mm
Width 3,630 mm

COMPOSITION G



Dimensions

Height 700 mm
Width 2,330 mm

Depth 2,330 mm
Seat height 380 mm

Depth 2,330 mm
Seat height 380 mm

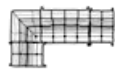
COMPOSITION H



Dimensions

Height 700 mm
Width 2,760 mm
Depth 1,890 mm
Seat height 380 mm

COMPOSITION I



Dimensions

Height 700 mm
Width 3,630 mm
Depth 1,890 mm
Seat height 380 mm

COMPOSITION J



Dimensions

Height 700 mm
Width 2,330 mm
Depth 1,890 mm
Seat height 380 mm

COMPOSITION K



Dimensions

Height 700 mm
Width 4,070 mm
Depth 2,330 mm
Seat height 380 mm

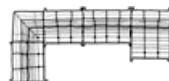
COMPOSITION L



Dimensions

Height 700 mm
Width 3,780 mm
Depth 2,330 mm
Seat height 380 mm

COMPOSITION M



Dimensions

Height 700 mm
Width 5,380 mm
Depth 2,330 mm
Seat height 380 mm

COMPOSITION N



Dimensions

Height 700 mm
Width 4,070 mm
Depth 1,620 mm
Seat height 380 mm

COMPOSITION Q



Dimensions

Height 700 mm
Width 3,640 mm
Depth 1,620 mm
Seat height 380 mm

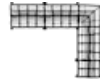
COMPOSITION T

COMPOSITION B



Dimensions

Height 700 mm
Width 3,200 mm
Depth 1,620 mm
Seat height 380 mm



Dimensions

Height 700 mm
Width 3,630 mm
Depth 2,760 mm
Seat height 380 mm

Technical characteristics

CONSTRUCTION

Entirely composed of 3 different densities of foam (polyether foam 21 kg/m³ - 3.2 kPa & 28 kg/m³ - 4.8 kPa; high resilience polyurethane foam 26 kg/m³ - 1.4 kPa).

MAKING-UP

Its oversized covers are generously quilted with polyester. Although the covers can theoretically be removed by a professional, we strongly recommend that this model be the object of a 'dec/rec' (recovery) service at our factory to guarantee a perfect fit.

COMFORT

Elasticity of foams reinforced by buttoned threads. Soft but supportive comfort. The corner seat is particularly enveloping.

COVERING MATERIALS

Plain or printed fabrics are acceptable. Canvas and leather are recommended.

QUALITY

Polyether foams of the highest quality. Generous use of polyester quilting.